
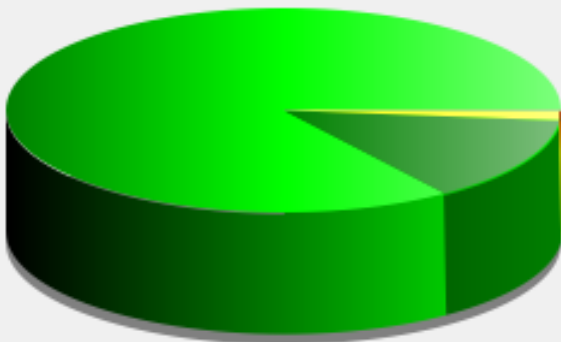








Vehicle Speed Data – Aug 2022



Gaiger Avenue, Sherfield Park (50m)

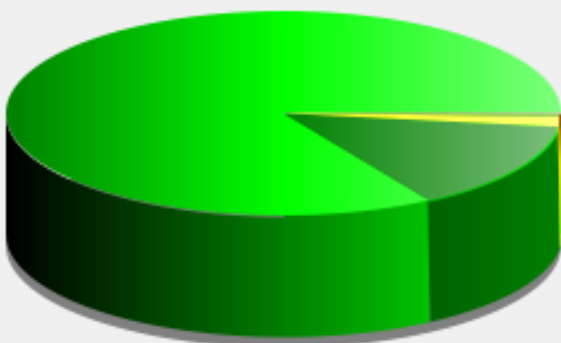
Incoming vehicles









	<= 25 Mph : 21,907 - (84.87 %)
	26 - 30 Mph : 3,496 - (13.54 %)
	31 - 35 Mph : 368 - (1.43 %)
	36 - 40 Mph : 38 - (0.15 %)
	41 - 45 Mph : 1 - (0.00 %)
	46 - 65 Mph (et +) : 3 - (0.01 %)

Entering SP from A33

Outgoing vehicles



	<= 25 Mph : 19,169 - (83.77 %)
	26 - 30 Mph : 3,233 - (14.13 %)
	31 - 35 Mph : 386 - (1.69 %)
	36 - 40 Mph : 68 - (0.30 %)
	41 - 45 Mph : 17 - (0.07 %)
	46 - 65 Mph (et +) : 10 - (0.04 %)

Leaving SP towards A33